

New Product Announcement | Series 37000

Series AB/BB/CB/EB/HB37000 Hose Reels New Product Improvement on 1" Series 37000

Reelcraft has taken the already extensively field tested Series 37000 design and modified it for even better performance in demanding applications requiring longer lengths of 1" I.D. hose. The new design helps to eliminate bearing misalignment due to heavy loads in high vibration mobile applications. The self-aligning bearing found on the previous revision (AA/BA/CA/EA/HA37000 reels) has been replaced on the 1" models in favor of an oil impregnated bronze sleeve bearing.

Related Products

Reelcraft offers a comprehensive line of hose, cord and cable reels for almost every application. For more information visit us online at www.reelcraft.com or call toll free 800-444-3134.



CB37118 L

Made in USA

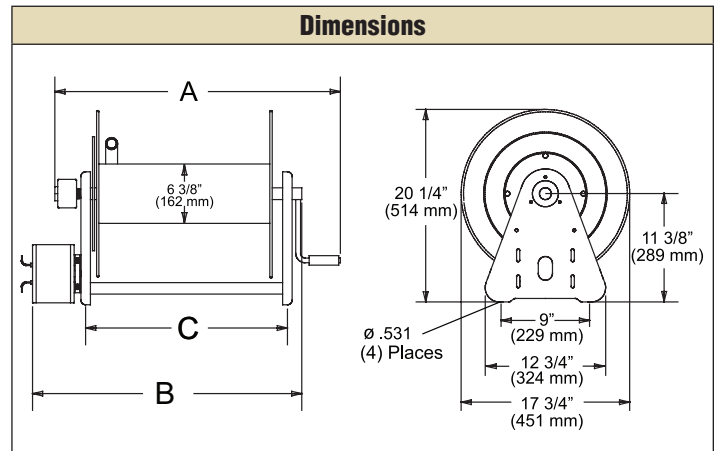
Model Number Significance

EB37118L12DX

Rewind Option A - Air motor B - Bevel crank C - Hand crank E - Electric motor H - Hydraulic motor	Swivel Size 0 - No swivel 2 - 1/2" (13 mm) I.D. 3 - 3/4" (19 mm) I.D. 4 - 1/2" (13 mm) Dual 5 - 3/4" (19 mm) Dual 6 - 1/4" (6 mm) Dual 7 - 1" (25 mm) I.D. 8 - 1/2" (13 mm) I.D. pressure wash	Motor Type 12D - 12 V DC 12DX - 12 V DC EXP. Proof 24D - 24 V DC 24DX - 24 V DC EXP. Proof 10A - 115 V AC 4A - 1 1/2 HP air motor 6A - 4 HP air motor None - Hand Crank None - Hydraulic
---	---	--

Duty
 A - Industrial
 B - Industrial (1" models)
 H - Mobile (1" models)

NOTE: This chart is for reference purposes only. Please see selection chart or consult manufacturer for additional models not listed or for any questions about option combinations.



Hose I.D.	in mm	1 25	Rewind Option Prefix	Motor Type Suffix			A			B			B			B			C							
				CB	BB	EB	Hand Crank	Bevel Gear Driven	Electric 1/3 HP, 12 V DC	Electric 1/2 HP, 12 V DC EXP. Proof	Electric 1/4 HP, 24 V DC	Electric 2/3 HP, 24 V DC EXP. Proof	Electric 1/2 HP, 115 V AC	Air 4 AM 1 1/2 HP	Air 6 AM 4 HP	Hydraulic										
Hose O.D.	in mm	1.38 35	Motor Type Suffix																							
Model without hose	Hose Length	Shipping Weight	Reel Inlet (F)NPTF	Reel Outlet (F)NPTF	A		B		B		B		B		B		C									
					in	mm	in	mm	in	mm	in	mm	in	mm	in	mm		in	mm							
Low Pressure Models (1000 psi max working pressure)																										
<u>37118 L</u>	100	31	51	23	1	1	31 3/4	807	31 3/4	807	29 5/8	753	29 5/8	753	29 5/8	753	29 5/8	753	29 1/4	743	29 1/4	743	27 3/8	695	21 3/4	553
<u>37122 L</u>	125	38	62	28	1	1	35 3/4	908	35 3/4	908	33 5/8	854	33 5/8	854	33 5/8	854	33 5/8	854	33 1/4	845	33 1/4	845	31 3/8	797	25 3/4	654
<u>37128 L</u>	150	46	65	29	1	1	40 3/4	1035	40 3/4	1035	38 5/8	981	38 5/8	981	38 5/8	981	38 5/8	981	38 1/4	972	38 1/4	972	36 3/8	924	30 3/4	781

Note: Weights listed are for crank driven - Add for power driven, electric - all explosion proof 45 lb. (20.41 kg); 12 Volt D.C. 1/3 HP 30 lb. (13.61 kg); Air 6 AM 36 lb. (16.33 kg). Operating temperature range -20 °F (-29 °C) to 250 °F (121 °C).


New Product Announcement | Series 37000

Series AH/CH/BH/EH37000 Hose Reels Heavy Duty 1" Series 37000 Option


In addition to the design improvements made to the Series AB/CB/BB/EB37000, these hose reels for mobile applications, feature a ductile fluid path, fully wrapped spool and 1" solid machined through shaft.

Benefits

- **Low maintenance** - Permanently lubricated oil impregnated bronze sleeve bearing
- **Strength** - Four tie rods, solid spindle and fully wrapped spool add substantial rigidity, ideal for demanding applications.
- **Ingenuity** - Hose can easily be connected to 1" ductile gooseneck casting and makes effortless transition onto spool



CH37118 L



EH37118 L12D

Specifications

All 30000 reels:

- All bolted construction with self-locking fasteners
- Adjustable spool rotation drag brake
- Parts individually powder coated at the component level prior to assembly.
- Heavy gauge steel stamped components
- 4 - 3/8" tie rods

AB/CB/BB/EB

- Oil impregnated bronze sleeve bearing

AH/CH/BH/EH

- Oil impregnated bronze sleeve bearing
- 1" solid through shaft connects to spindle
- Available in low and medium pressure to 3000 PSI
- Fully wrapped spool
- Engineered relief stamped into spool wrapper for effortless hose transition.
- Designed for rigidity in mobile applications where road vibration is prevalent.
- Ductile iron gooseneck bearing

Hose I.D.	in		Rewind Option Prefix	CH	BH	EH	EH	EH	EH	EH	EH	AH	AH	HH	C													
	mm	25																										
Hose O.D.	in		Motor Type Suffix	--	--	12D	12DX	24D	24DX	10A	4A	6A	--	C														
	mm	35																										
Model without hose	Hose Length	Shipping Weight	Reel Inlet (F)NPTF	Reel Outlet (F)NPTF	A	B	B	B	B	B	B	B	B	B	C													
					Hand Crank	Bevel Gear Driven	Electric 1/3 HP, 12 V DC	Electric 1/2 HP, 12 V DC EXP. Proof	Electric 1/4 HP, 24 V DC	Electric 2/3 HP, 24 V DC EXP. Proof	Electric 1/2 HP, 115 V AC	Air 4 AM 1 1/2 HP	Air 6 AM 4 HP	Hydraulic														
	ft	m	lbs	kg	in	in	in	in	in	in	in	in	in	in	in													
Low Pressure Models (1000 psi max working pressure)																												
37112 L	50	15	52	24	1	1	25 3/4	654	25 3/4	654	23 7/8	605	23 7/8	605	23 7/8	605	23 7/8	605	23 7/8	605	23 1/4	591	23 1/4	591	21 3/8	543	15 3/4	400
37118 L	100	31	58	26	1	1	31 3/4	807	31 3/4	807	29 5/8	753	29 5/8	753	29 5/8	753	29 5/8	753	29 5/8	753	29 1/4	743	29 1/4	743	27 3/8	695	21 3/4	553
37122 L	125	38	70	32	1	1	35 3/4	908	35 3/4	908	33 5/8	854	33 5/8	854	33 5/8	854	33 5/8	854	33 5/8	854	33 1/4	845	33 1/4	845	31 3/8	797	25 3/4	654
37128 L	150	46	74	34	1	1	40 3/4	1035	40 3/4	1035	38 5/8	981	38 5/8	981	38 5/8	981	38 5/8	981	38 5/8	981	38 1/4	972	38 1/4	972	36 3/8	924	30 3/4	781

Note: Weights listed are for crank driven - Add for power driven, electric - all explosion proof 45 lb. (20.41 kg); 12 Volt D.C. 1/3 HP 30 lb. (13.61 kg); Air 6 AM 36 lb. (16.33 kg). Operating temperature range -20 °F (-29 °C) to 250 °F (121 °C).